


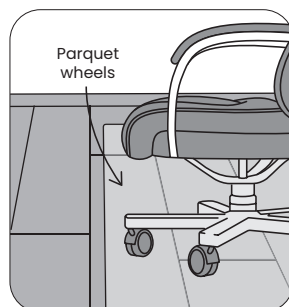
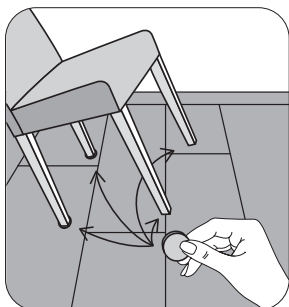
easy choice parquet

Maintenance? Piece of cake.

Maintenance begins with prevention

The warm look of your wooden floor stands or falls with proper maintenance. The maintenance of parquet is more than keeping it clean, it also has a nourishing and protective function. Maintenance begins with prevention:

- Protect the legs of furniture and chairs with self-adhesive felt.
- Chairs with wheels that run directly on the parquet floor should be avoided (or fitted with parquet wheels)
- Always put your plants in a waterproof container or dish, never directly on the wood.
- Keep the air humidity as constant as possible. This limits the expansion and contraction of the wood.
- Fit entrance doors and sliding windows with a carpet.





The Twelve Parquet Soap

Based on natural waxes and oils. Cleans, nourishes and protects.

Daily maintenance

For the daily maintenance and increased protection of your oiled floor, you can, on top of the broom and vacuum cleaner, clean with The Twelve Parquet Soap.

Instructions for use: Mix 4 to 5 cups The Twelve Parquet Soap in 10L lukewarm water, apply with a not too wet cloth, mop or microfiber broom with short hairs. Wring out the soiled cloth and rinse in a second bucket with clean water. Dry after about 1 hour at room temperature.

Protect and refresh

To thoroughly refresh and return the silky shine to your parquet that has become dull, you can use The Twelve Maintenance Oil.

Instructions for use: first remove dirt with 'The Twelve parquet soap' and rinse with clean water and allow to dry completely. Stir well before use. Apply a very thin and equal layer of the 'The Twelve maintenance oil' with a cloth, mop or floor polisher with a white or beige pad. Let impregnate for a few minutes. Afterwards wipe the surface with a dry, fluff-free cloth. Drying times: First 12 hours do not charge! During this period, do not treat with water.

Applying quantity: treated floors: 50 m²/L.

After treatment: it is recommended to treat the floor periodically with 'The Twelve Maintenance Oil'. In case of floor heating, the The Twelve Maintenance Oil should be applied at least twice a year to nourish the wood.

In risk areas, such as zones that are in contact with outside, the zones with lots of passage or the zones where foods are consumed, it is strongly recommended to apply the maintenance oil as soon as the installation is completed in order to increase the resistance to penetrating liquids and fats.

Because oil slightly strengthens the satiny sheen of the finish (even if that effect is only temporary), it is recommended to treat the entire surface of the room for aesthetic reasons.

For scratches, cigarette burns or other stubborn marks, ask advice from our distributors.

If you want to change the colour, you will have to abrade the parquet down to the raw wood and then apply the new finish. Never forget to apply The Twelve maintenance oil that offers resistance against penetrating liquids.

Special information: used rags and pads can be self combustible. Put them in water after use.

Safety measures: keep away from children.



The Twelve Maintenance Oil

Oil for protecting and maintaining oiled wooden floors.

Distributed by Decospan nv
Industriezone Grensland
Lageweg 33, 8930 Menen - Belgium
tel +32 56 52 88 49
hello@thetwelveparquet.com

DECOSPAN.

W[®]

thetwelveparquet.com